

# 365

## FULLY REFRIGERATED SHOWCASE (MEDIUM TEMPERATURE)

365FRMT-43  
365FRMT-43T

365FRMT-64  
365FRMT-64T

365FRMT-85  
365FRMT-85T



STANDARD

### BID SPECIFICATIONS

- \* LED LIGHTING STANDARD
- \* GALVANIZED STEEL CHASSIS CONSTRUCTION
- \* INSULATED WITH DENSE NON-CFC ECOLOGIC POLYURETHANE FOAM
- \* INSIDE STRUCTURE MADE OF HIGH GLOSS 304 STAINLESS STEEL
- \* DIGITAL DIAGNOSTIC CONTROL SYSTEM WITH PROGRAMMABLE DEFROSTING
- \* REAR SLIDING DOUBLE PANE GLASS DOOR
- \* AIR-COOLED CONDENSING UNIT
- \* MULTIPLEXING CAPABILITY WITH PASTRY, DELI, CHOCOLATE AND HOT CASE APPLICATIONS

- \* UNIQUE FAN ASSISTED AIRFLOW DESIGN
- \* TILT BACK FRONT GLASS
- \* ALL TEMPERED, DOUBLE PANE HEATED GLASS ON FRONT AND SIDES
- \* SIDE PANELS IN SILVER PAINTED FINISH
- \* FRONT LOWER GLASS FACIA COLORS  
(GLASS IS BACK PAINTED):  SILVER CHAMPAGNE BROWN WHITE
- \* DISPLAY CASE(S) TO BE SHIPPED FULLY ASSEMBLED
- \* THE STANDARD LIMITED WARRANTY INCLUDES:  
5 YEAR COMPRESSOR; 1 YEAR PARTS; 90 DAYS LABOR
- \* DISPLAY CASE(S) TO BE LABORATORY CERTIFIED AS DESCRIBED

OPTIONAL

- \* CASTERS
- \* GRANITE WORK SURFACE (OPERATOR SIDE)
- \* REMOTE CONDENSING UNIT
- \* SIDE PANELS IN CUSTOM COLOR OTHER THAN STOCK SILVER FINISH
- \* END PANELS

- \* SIDE PANELS PAINTED IN A GLOSSY FINISH



STANDARD END PANEL



NO DECORATIVE END PANEL AVAILABLE IN 365

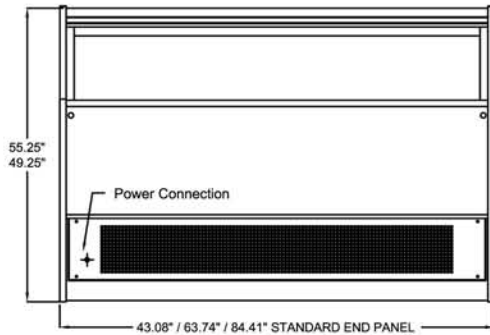

### 365 Pastry Fully Refrigerated Case Technical Specifications

Same as Deli or Pastry, AND all shelves Medium temp, not just bottom level.

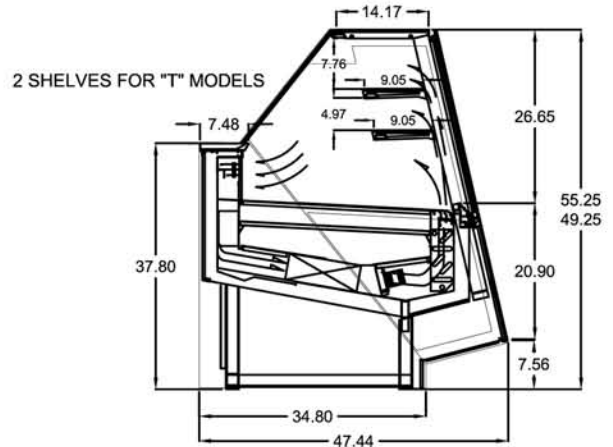
Model no.	Factory Code	Case Height	*Case Length	Case Depth	Crated Weight (lb)	Line Voltage	Breaker Size	Amp Draw	Working Temp F	Comp. HP
365FRMT-43	TT4 2M	49.25"	43.08"	47.44"	734	115/1/60	20amps	10	38	1/3 HP
365FRMT-43T	TT4 2M	55.25"	43.08"	47.44"	734	115/1/60	20amps	10	38	1/3 HP
365FRMT-64	TT4 3M	49.25"	63.74"	47.44"	888	115/1/60	20amps	11	38	1/2 HP
365FRMT-64T	TT4 3M	55.25"	63.74"	47.44"	888	115/1/60	20amps	11	38	1/2 HP
365FRMT-85	TT4 4M	49.25"	84.41"	47.44"	1042	115/1/60	20amps	12	38	3/4 HP
365FRMT-85T	TT4 4M	55.25"	84.41"	47.44"	1042	115/1/60	20amps	12	38	3/4 HP

T = Tall (55.25" HIGH)

\* Case lengths are specified with standard end panels



PLAN & REAR VIEW



SIDE VIEW

#### LISTINGS:



#### ELECTRICAL CONNECTION:

Display cases are shipped with applicable junction box for hardwired installation  
Options exist for several NEMA configurations  
Plug and/or receptacle configurations are at the discretion of the electrical installer

#### NOTE:

Required ambient conditions: 75°F; 55% RH  
Drawing and Specifications are subject to change without notice

CLABO North America, LLC  
33300 Central Avenue  
Union City, CA 94587 USA  
PH 800.672.2784  
FAX 510.441.0401  
<http://www.otl-usa.com>