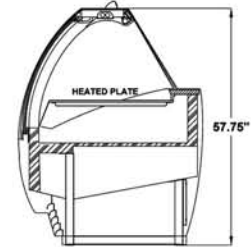
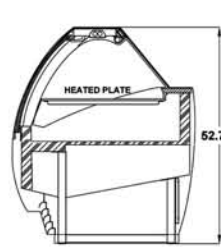


KH37 KH55 KH55BM
 KH37T KH55T KH55BMT



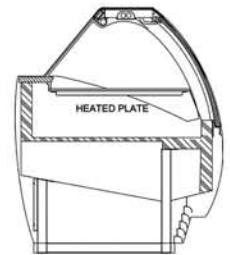
Available Heights:	
52.75"	57.75"



BID SPECIFICATIONS

STANDARD

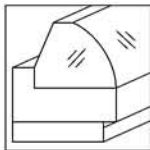
- * CS - DRY WARMED TOP ON STAINLESS STEEL BASIN
- * CBM - HOT WELLS FOOD WARMER
- * TEMPERED GLASS ON FRONT AND SIDES
- * MADE OF STAINLESS STEEL
- * MULTIPLEXING CAPABILITY WITH GELATO, PASTRY, DELI, CHOCOLATE AND HOT CASE APPLICATIONS
- * REAR PLEXIGLAS SLIDING DOORS
- * SILVER ANODIZED ALUMINUM TRIM
- * DISPLAY CASE(S) TO BE SHIPPED FULLY ASSEMBLED
- * THE STANDARD LIMITED WARRANTY INCLUDES:
 1 YEAR PARTS; 90 DAYS LABOR
- * DISPLAY CASE(S) TO BE LABORATORY CERTIFIED AS DESCRIBED



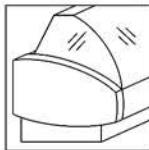
OPTIONAL

- * CASTERS
- * GRANITE WORK SURFACE (OPERATOR SIDE)
- * CHROME STUDS IN FRONT PANEL
- * CHAMPAGNE ANODIZED ALUMINUM, TRIM
- * DECORATIVE SIDE PANELS

* SIDE & FRONT PANELS PAINTED IN A GLOSSY FINISH (CASE SHIP IN BUFF WHITE PRIMER)



STANDARD END PANEL



DECORATIVE END PANEL (OPTIONAL)



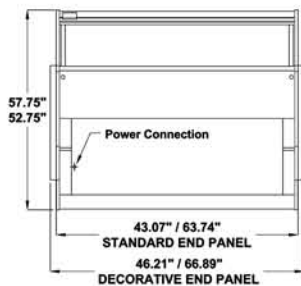
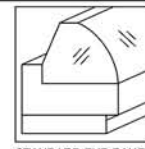
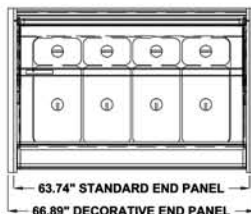
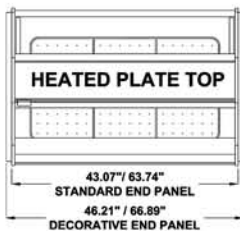
Koreia Deli Hot Case Technical Specifications

Wet or Dry Hot

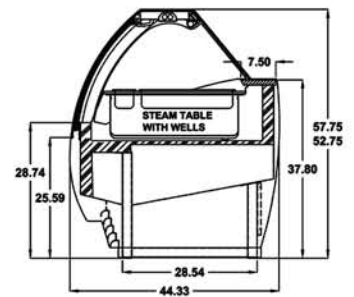
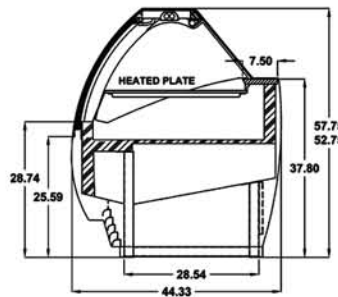
Updated Model no.	Old Model No.	Factory Code	Case Height	*Case Length	Case Depth	Crated Weight	* Line Voltage	Breaker Size	Shelves
KH37	C87K-3HC (Dry)	CS 2M	52.75"	43.07"	44.33"	624 lbs	220/1/60	20amps	0
KH37T	C87K-3HC (Dry)	CS 2M	57.75"	43.07"	44.33"	624 lbs	220/1/60	20amps	0
KH55	C87K-5HC (Dry)	CS 3M	52.75"	63.74"	44.33"	734 lbs	220/1/60	30amps	0
KH55T	C87K-5HC (Dry)	CS 3M	57.75"	63.74"	44.33"	734 lbs	220/1/60	30amps	0
KH55BM	C87K-5HCBM (Wet, Bain Marie)	CBM 3M	52.75"	63.74"	44.33"	734 lbs	220/1/60	40amps	0
KH55BMT	C87K-5HCBM (Wet, Bain Marie)	CBM 3M	57.75"	63.74"	44.33"	734 lbs	220/1/60	40amps	0

T = TALL BM = Bain Marie * 220V/ 3 Phase Available

*Case lengths are specified with standard end panels




PLAN & REAR VIEW



SIDE VIEWS

LISTINGS:



ELECTRICAL CONNECTION

Display cases are shipped with applicable junction box for hardwired installation
Options exist for several NEMA configurations
Plug and/or receptacle configurations are at the discretion of the electrical installer

NOTE:

Required ambient conditions: 75°F; 55% RH
Drawing and Specifications are subject to change without notice

CLABO North America, LLC
33300 Central Avenue
Union City, CA 94587 USA
PH 800.672.2784
FAX 510.441.0401
<http://www.otl-usa.com>