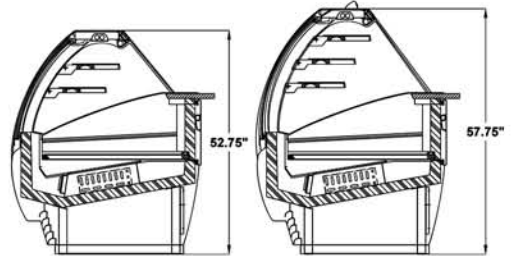


KP43 KP64 KP85
 KP43T KP64T KP85T



Available Heights:	
52.75"	57.75"



BID SPECIFICATIONS

STANDARD

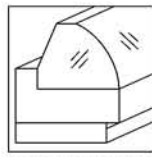
- * ALL TEMPERED, DOUBLE PANE GLASS FRONT AND SIDES
- * GALVANIZED STEEL CHASSIS CONSTRUCTION
- * INSULATED WITH DENSE NON-CFC ECOLOGIC POLYURETHANE FOAM
- * INSIDE STRUCTURE MADE OF HIGH GLOSS 304 STAINLESS STEEL
- * STAINLESS STEEL WORK SURFACE
- * DIGITAL DIAGNOSTIC CONTROL SYSTEM WITH PROGRAMMABLE DEFROSTING
- * REAR PLEXIGLAS SLIDING DOORS
- * AIR-COOLED CONDENSING UNIT
- * UNIQUE FAN ASSISTED AIRFLOW DESIGN
- * LIFT UP FRONT GLASS
- * REFRIGERATED DECK, NON-REFRIGERATED SHELVES
- * SILVER ANODIZED ALUMINUM TRIM
- * MULTIPLEXING CAPABILITY WITH GELATO, PASTRY, DELI, CHOCOLATE AND HOT CASE APPLICATIONS
- * DISPLAY CASE(S) TO BE SHIPPED FULLY ASSEMBLED
- * THE STANDARD LIMITED WARRANTY INCLUDES:
 5 YEAR COMPRESSOR; 1 YEAR PARTS; 90 DAYS LABOR
- * DISPLAY CASE(S) TO BE LABORATORY CERTIFIED AS DESCRIBED

OPTIONAL

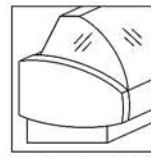
- * FULLY REFRIGERATED SHOWCASE OPTION
- * DOUBLE PANE SLIDING BACK DOOR AVAILABLE ON LOWER CASE MODEL
- * CASTERS
- * GRANITE WORK SURFACE (OPERATOR SIDE)
- * CHROME STUDS IN FRONT PANEL
- * CHAMPAGNE ANODIZED ALUMINUM TRIM
- * REMOTE CONDENSING UNIT
- * REAR AIR INTAKE AND DISCHARGE
- * SIDE & FRONT PANELS PAINTED IN A GLOSSY FINISH (CASE SHIP IN BUFF WHITE PRIMER)



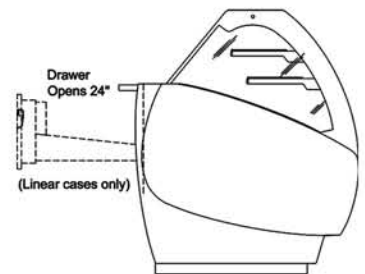
* DECORATIVE SIDE PANELS



STANDARD END PANEL



DECORATIVE END PANEL (OPTIONAL)

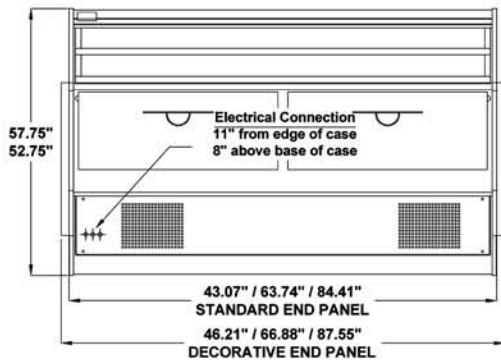
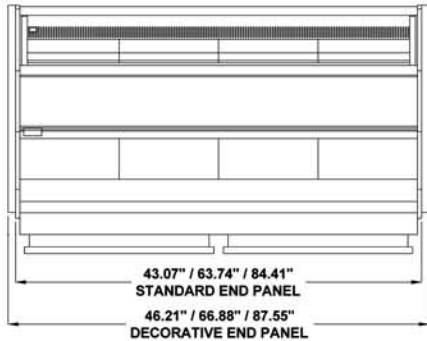


Korea Pastry Case Technical Specifications

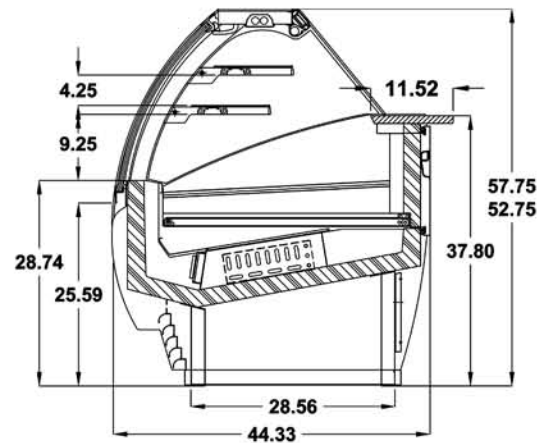
Same as Deli Refrigerated Case, but includes drawer

Updated Model no.	Old Model No.	Factory Code	Case Height	*Case Length	Case Depth	Crated Weight (lb)	Line Voltage	Breaker Size	Amp Draw	Working Temp F	Comp. HP	Shelves
KP43	C87K-3SC	RVC 2M	52.75"	43.07"	44.33"	734	115/1/60	20amps	10	38	1/2 HP	2
KP43T	C87K-3SC	RVC 2M	57.75"	43.07"	44.33"	734	115/1/60	20amps	10	38	1/2 HP	3
KP64	C87K-5SC	RVC 3M	52.75"	63.74"	44.33"	844	115/1/60	20amps	10	38	1/2 HP	2
KP64T	C87K-5SC	RVC 3M	57.75"	63.74"	44.33"	844	115/1/60	20amps	10	38	1/2 HP	3
KP85	C87K-7SC	RVC 4M	52.75"	84.41"	44.33"	998	115/1/60	20amps	10	38	3/4 HP	2
KP85T	C87K-7SC	RVC 4M	57.75"	84.41"	44.33"	998	115/1/60	20amps	10	38	3/4 HP	3

T = TALL *Case lengths are specified with standard end panels




PLAN & REAR VIEW



SIDE VIEW

LISTINGS:



ELECTRICAL CONNECTION

Display cases are shipped with applicable junction box for hardwired installation
Options exist for several NEMA configurations
Plug and/or receptacle configurations are at the discretion of the electrical installer

NOTE:

Required ambient conditions: 75°F; 55% RH
Drawing and Specifications are subject to change without notice

CLABO North America, LLC
33300 Central Avenue
Union City, CA 94587 USA
PH 800.672.2784
FAX 510.441.0401
<http://www.otl-usa.com>