

SC45INT

SC45EXT



BID SPECIFICATIONS

STANDARD

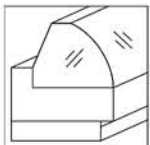
- * ALL TEMPERED GLASS ON FRONT AND SIDES
- * GALVANIZED STEEL CHASSIS CONSTRUCTION
- * INSULATED WITH DENSE NON-CFC ECOLOGIC POLYURETHANE FOAM
- * INSIDE STRUCTURE MADE OF HIGH GLOSS 304 STAINLESS STEEL
- * STAINLESS STEEL WORK SURFACE
- * DIGITAL DIAGNOSTIC CONTROL SYSTEM WITH PROGRAMMABLE DEFROSTING
- * REAR PLEXIGLASS SLIDING DOORS
- * AIR-COOLED CONDENSING UNIT
- * UNIQUE FAN ASSISTED AIRFLOW DESIGN
- * STATIONARY/FIXED FRONT GLASS

- * REFRIGERATED DECK, NON-REFRIGERATED SHELVES
- * HUMIDITY CONTROL SYSTEM
- * MULTIPLEXING CAPABILITY WITH GELATO, PASTRY, DELI, CHOCOLATE AND HOT CASE APPLICATIONS
- * DISPLAY CASE(S) TO BE SHIPPED FULLY ASSEMBLED
- * THE STANDARD LIMITED WARRANTY INCLUDES:
5 YEAR COMPRESSOR; 1 YEAR PARTS; 90 DAYS LABOR
- * DISPLAY CASE(S) TO BE LABORATORY CERTIFIED AS DESCRIBED

OPTIONAL

- * CASTERS
- * GRANITE WORK SURFACE (OPERATOR SIDE)
- * REMOTE CONDENSING UNIT
- * DECORATIVE SIDE PANELS

- * SIDE & FRONT PANELS PAINTED IN A GLOSSY FINISH (CASE SHIP IN BUFF WHITE PRIMER)



STANDARD END PANEL



DECORATIVE END PANEL



Sacher Chocolate Curved Refrigerated Case Technical Specifications

Updated Model no.	Old Model No.	Factory Code	Case Height	*Case Length	Case Depth	Crated Weight (lb)	Line Voltage	Breaker Size	Amp Draw	Working Temp F	Comp. HP
SC45INT	C87S-45*EXTCC	RP 45C	55.50"	*A & B*	41.61"	1020	115/1/60	20amps	10	41	1/3 HP
SC45EXT	C87K-45*EXTCC	RP 45A	55.50"	*A & B*	41.61"	844	115/1/60	20amps	10	41	1/3 HP

* Case lengths are specified with standard end panels

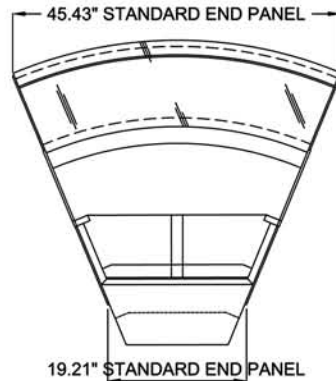


STANDARD END PANEL



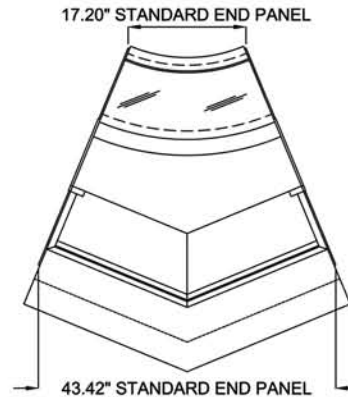
DECORATIVE END PANEL

A - Customer Side
SC45EXT = 45.43"



B - Server Side
SC45EXT = 19.21"

A - Customer Side
SC45INT = 17.20"



B - Server Side
SC45INT = 43.42"

PLAN / TOP VIEWS OF CORNER CASES

LISTINGS:



ELECTRICAL CONNECTION:

Display cases are shipped with applicable junction box for hardwired installation
Options exist for several NEMA configurations
Plug and/or receptacle configurations are at the discretion of the electrical installer

NOTE:

Required ambient conditions: 75°F; 55% RH
Drawing and Specifications are subject to change without notice

CLABO North America, LLC
33300 Central Avenue
Union City, CA 94587 USA
PH 800.672.2784
FAX 510.441.0401
<http://www.otl-usa.com>