

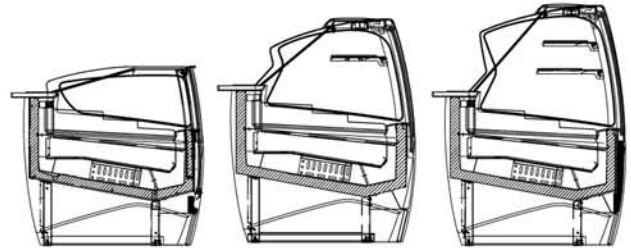
TRILOGY

CHOCOLATE SHOWCASE

TC43-GT
TC43-1300
TC43-1500

TC64-GT
TC64-1300
TC64-1500

TC85-GT
TC85-1300
TC85-1500



BID SPECIFICATIONS

STANDARD

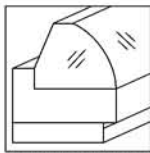
- * TEMPERED, DOUBLE PANE GLASS ON FRONT AND SIDES
- * FRONT GLASS OPEN UPWARD (1300 & 1500)
- * GALVANIZED STEEL CHASSIS CONSTRUCTION
- * INSULATED WITH DENSE NON-CFC ECOLOGIC POLYURETHANE FOAM
- * INSIDE STRUCTURE MADE OF HIGH GLOSS 304 STAINLESS STEEL
- * STAINLESS STEEL WORK SURFACE
- * DIGITAL DIAGNOSTIC CONTROL SYSTEM WITH PROGRAMMABLE DEFROST AND HUMIDITY CONTROL
- * REAR PLEXIGLAS SLIDING DOORS
- * AIR-COOLED CONDENSING UNIT

- * UNIQUE FAN ASSISTED AIRFLOW DESIGN
- * SILVER ANODIZED ALUMINUM TRIM
- * REFRIGERATED DECK, NON-REFRIGERATED SHELVES
- * MULTIPLEXING CAPABILITY WITH GELATO, PASTRY, DELI, CHOCOLATE AND HOT CASE APPLICATIONS
- * TIERED STAINLESS STEEL DECK
- * DISPLAY CASE(S) TO BE SHIPPED FULLY ASSEMBLED
- * THE STANDARD LIMITED WARRANTY INCLUDES:
5 YEAR COMPRESSOR; 1 YEAR PARTS; 90 DAYS LABOR
- * DISPLAY CASE(S) TO BE LABORATORY CERTIFIED AS DESCRIBED

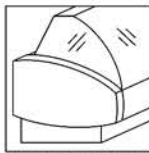
OPTIONAL

- * CASTERS
- * GRANITE WORK SURFACE (OPERATOR SIDE)
- * CHAMPAGNE ANODIZED ALUMINUM TRIM
- * REMOTE CONDENSING UNIT
- * REAR AIR INTAKE AND DISCHARGE
- * DECORATIVE SIDE PANELS

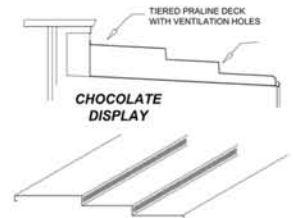
- * SIDE & FRONT PANELS PAINTED IN A GLOSSY FINISH (CASE SHIP IN BUFF WHITE PRIMER)



STANDARD END PANEL



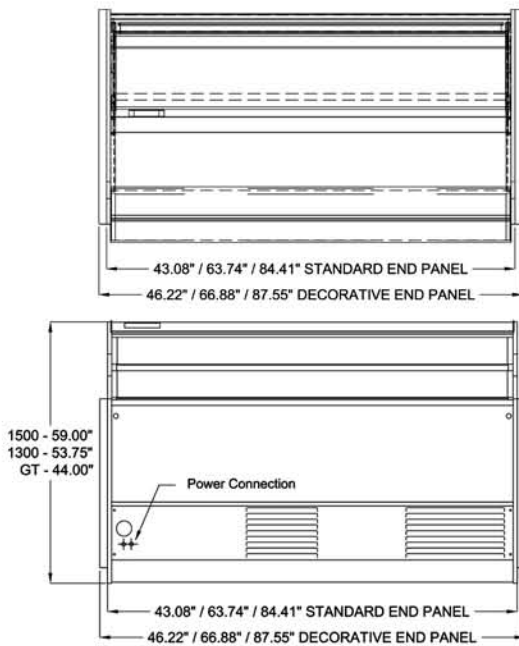
DECORATIVE END PANEL (OPTIONAL)



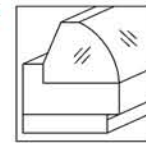
Trilogy Chocolate Refrigerated Technical Specifications

Updated Model no.	Old Model No.	Factory Code	Case Height	Case Length	Case Depth	Crated Weight (lb)	Line Voltage	Breaker Size	Amp Draw	Working Temp F	Compressor Size	Shelves
TC43-GT	C87T-3SCC	RP 2M	44.00"	43.08"	44.33"	646	115/1/60	20amps	11	57	1/3 HP	N/A
TC43-1300	C87T-3SCC	RP 2M	53.75"	43.08"	44.33"	690	115/1/60	20amps	11	57	1/3 HP	1
TC43-1500	C87T-3SCC	RP 2M	59.00"	43.08"	44.33"	734	115/1/60	20amps	11	57	1/3 HP	2
TC64-GT	C87T-5SCC	RP 3M	44.00"	63.74"	44.33"	800	115/1/60	20amps	12	57	1/2 HP	N/A
TC64-1300	C87T-5SCC	RP 3M	53.75"	63.74"	44.33"	844	115/1/60	20amps	12	57	1/2 HP	1
TC64-1500	C87T-5SCC	RP 3M	59.00"	63.74"	44.33"	888	115/1/60	20amps	12	57	1/2 HP	2
TC85-GT	C87T-7SCC	RP 4M	44.00"	84.41"	44.33"	954	115/1/60	20amps	13	57	3/4 HP	N/A
TC85-1300	C87T-7SCC	RP 4M	53.75"	84.41"	44.33"	998	115/1/60	20amps	13	57	3/4 HP	1
TC85-1500	C87T-7SCC	RP 4M	59.00"	84.41"	44.33"	1042	115/1/60	20amps	13	57	3/4 HP	2

*Case lengths are specified with standard end panels



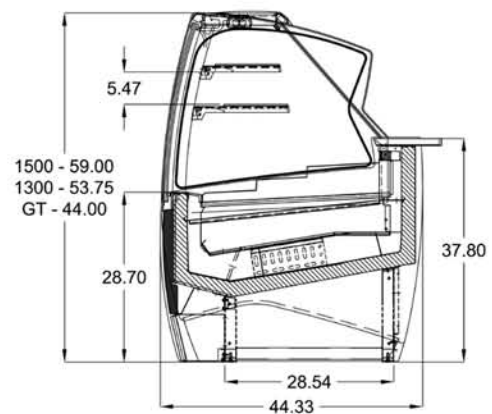
PLAN & REAR VIEW



STANDARD END PANEL




DECORATIVE END PANEL (OPTIONAL)



SIDE VIEW

LISTINGS:



ELECTRICAL CONNECTION:

Display cases are shipped with applicable junction box for hardwired installation
 Options exist for several NEMA configurations
 Plug and/or receptacle configurations are at the discretion of the electrical installer

NOTE:

Required ambient conditions: 75°F; 55% RH
 Drawing and Specifications are subject to change without notice

CLABO North America, LLC
 33300 Central Avenue
 Union City, CA 94587 USA
 PH 800.672.2784
 FAX 510.441.0401
<http://www.otl-usa.com>