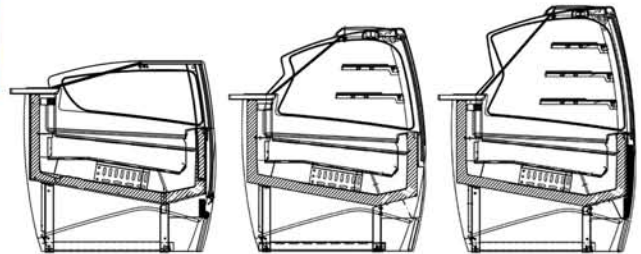


TRILOGY

DELI CURVED SHOWCASE

TD45EXT-GT
TD45EXT-1300
TD45EXT-1500



BID SPECIFICATIONS

STANDARD

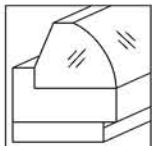
- * TEMPERED, DOUBLE PANE GLASS ON FRONT AND SIDES
- * HYDRAULIC LIFT UP FRONT GLASS ON 1300 & 1500 MODELS
- * TILT BACK FRONT GLASS WITH GT MODEL
- * GALVANIZED STEEL CHASSIS CONSTRUCTION
- * INSULATED WITH DENSE NON-CFC ECOLOGIC POLYURETHANE FOAM
- * INSIDE STRUCTURE MADE OF HIGH GLOSS 304 STAINLESS STEEL
- * WORK SURFACE OF STAINLESS STEEL
- * DIGITAL DIAGNOSTIC CONTROL SYSTEM WITH PROGRAMMABLE DEFROSTING

- * REAR PLEXIGLASS SLIDING DOORS
- * AIR-COOLED CONDENSING UNIT
- * UNIQUE FAN ASSISTED AIRFLOW DESIGN
- * SILVER ANODIZED ALUMINUM TRIM
- * REFRIGERATED DECK, NON-REFRIGERATED SHELVES
- * MULTIPLEXING CAPABILITY WITH GELATO, PASTRY, DELI, CHOCOLATE AND HOT CASE APPLICATIONS
- * DISPLAY CASE(S) TO BE SHIPPED FULLY ASSEMBLED
- * THE STANDARD LIMITED WARRANTY INCLUDES:
5 YEAR COMPRESSOR; 1 YEAR PARTS; 90 DAYS LABOR
- * DISPLAY CASE(S) TO BE LABORATORY CERTIFIED AS DESCRIBED

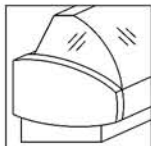
OPTIONAL

- * CASTERS
- * GRANITE WORK SURFACE (OPERATOR SIDE)
- * CHAMPAGNE ANODIZED ALUMINUM TRIM
- * DECORATIVE SIDE PANELS

- * SIDE & FRONT PANELS PAINTED IN A GLOSSY FINISH (CASE SHIP IN BUFF WHITE PRIMER)



STANDARD END PANEL



DECORATIVE END PANEL (OPTIONAL)



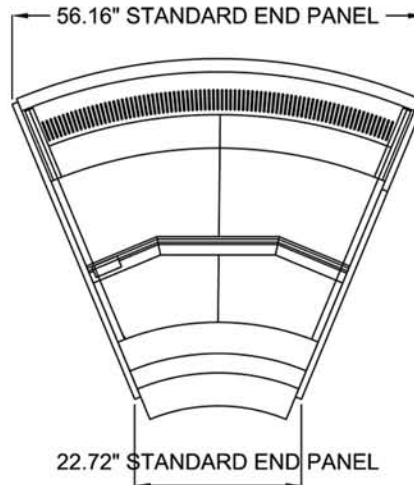
Trilogy Deli Refrigerated Curved Case Technical Specifications

Updated Model no.	Old Model No.	Factory Code	Case Height	Case Length	Case Depth	Crated Weight (lb)	Line Voltage	Breaker Size	Amp Draw	Working Temp F	Comp.H.P.	Shelves
TD45EXT-GT	C87T-45*EXT	RVS 45A	44.00"	*A & B*	44.33"	844	115/1/60	20amps	10	38	1/3 HP	N/A
TD45EXT-1300	C87T-45*EXT	RVS 45A	53.75"	*A & B*	44.33"	844	115/1/60	20amps	10	38	1/3 HP	2
TD45EXT-1500	C87T-45*EXT	RVS 45A	59.00"	*A & B*	44.33"	844	115/1/60	20amps	10	38	1/3 HP	3

* Case lengths are specified with standard end panels



A - Customer Side
TD45EXT = 56.16"



B - Server Side
TD45EXT = 22.72"

PLAN / TOP VIEW OF CORNER CASE

LISTINGS:



ELECTRICAL CONNECTION:

Display cases are shipped with applicable junction box for hardwired installation
Options exist for several NEMA configurations
Plug and/or receptacle configurations are at the discretion of the electrical installer

NOTE:

Required ambient conditions: 75°F; 55% RH
Drawing and Specifications are subject to change without notice

CLABO North America, LLC
33300 Central Avenue
Union City, CA 94587 USA
PH 800.672.2784
FAX 510.441.0401
<http://www.otl-usa.com>