

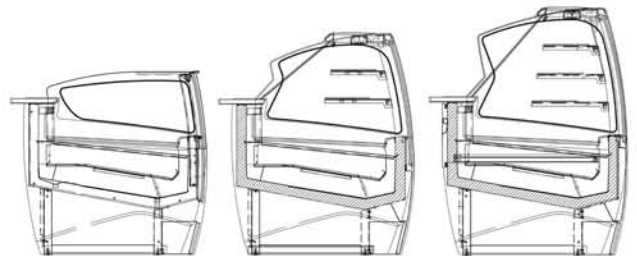
# TRILOGY

## DELI SHOWCASE

TD43-GT  
TD43-1300  
TD43-1500

TD64-GT  
TD64-1300  
TD64-1500

TD85-GT  
TD85-1300  
TD85-1500



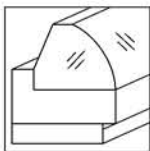
### BID SPECIFICATIONS

STANDARD

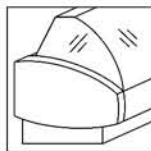
- \* TEMPERED, DOUBLE PANE GLASS ON FRONT AND SIDES
- \* HYDRAULIC LIFT UP FRONT GLASS ON 1300 & 1500 MODELS
- \* TILT BACK FRONT GLASS WITH GT MODEL
- \* GALVANIZED STEEL CHASSIS CONSTRUCTION
- \* INSULATED WITH DENSE NON-CFC ECOLOGIC POLYURETHANE FOAM
- \* INSIDE STRUCTURE MADE OF HIGH GLOSS 304 STAINLESS STEEL
- \* WORK SURFACE OF STAINLESS STEEL
- \* DIGITAL DIAGNOSTIC CONTROL SYSTEM
- \* REAR PLEXIGLAS SLIDING DOORS
- \* AIR-COOLED CONDENSING UNIT
- \* UNIQUE FAN ASSISTED AIRFLOW DESIGN
- \* SILVER ANODIZED ALUMINUM TRIM
- \* REFRIGERATED DECK, NON-REFRIGERATED SHELVES
- \* MULTIPLEXING CAPABILITY WITH GELATO, PASTRY, DELI, CHOCOLATE AND HOT CASE APPLICATIONS
- \* DISPLAY CASE(S) TO BE SHIPPED FULLY ASSEMBLED
- \* THE STANDARD LIMITED WARRANTY INCLUDES:  
5 YEAR COMPRESSOR; 1 YEAR PARTS; 90 DAYS LABOR
- \* DISPLAY CASE(S) TO BE LABORATORY CERTIFIED AS DESCRIBED

OPTIONAL

- \* CASTERS
- \* GRANITE WORK SURFACE (OPERATOR SIDE)
- \* CHAMPAGNE ANODIZED ALUMINUM TRIM
- \* REMOTE CONDENSING UNIT
- \* REAR AIR INTAKE AND DISCHARGE
- \* DECORATIVE SIDE PANELS
- \* SIDE & FRONT PANELS PAINTED IN A GLOSSY FINISH (CASE SHIP IN BUFF WHITE PRIMER)



STANDARD END PANEL



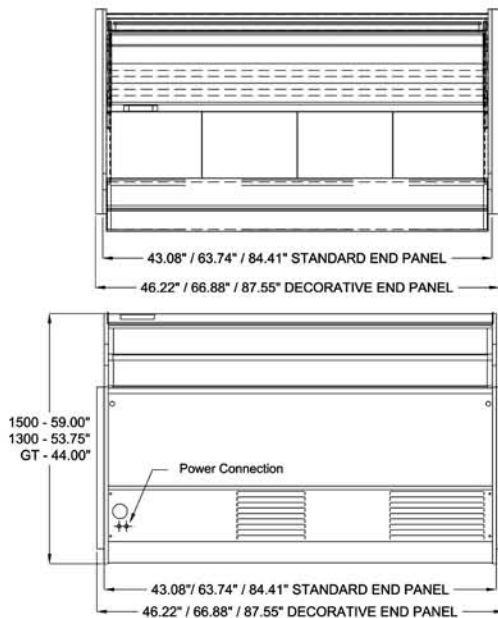
DECORATIVE END PANEL (OPTIONAL)

## Trilogy Deli Refrigerated Case Technical Specifications

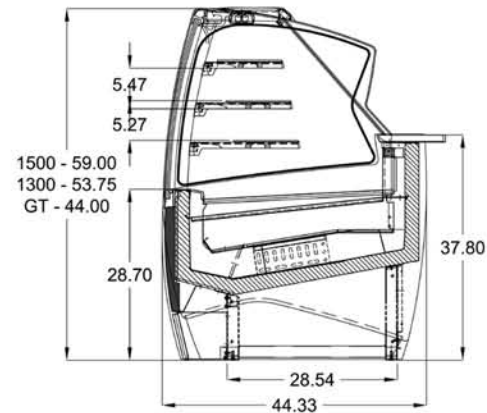
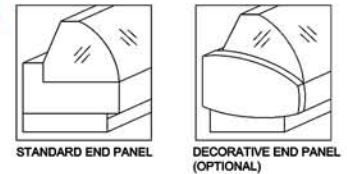
Same as Pastry, no drawer

Updated Model no.	Old Model No.	Factory Code	Case Height	Case Length	Case Depth	Crated Weight (lb)	Line Voltage	Breaker Size	Amp Draw	Working Temp F	Compressor H.P.	Shelves
TD43-GT	C83T-3SC	RVS 2M	44.00"	43.08"	44.33"	646	115/1/60	20amps	10	38	1/3 HP	N/A
TD43-1300	C83T-3SC	RVS 2M	53.75"	43.08"	44.33"	690	115/1/60	20amps	10	38	1/3 HP	2
TD43-1500	C83T-5SC	RVS 2M	59.00"	43.08"	44.33"	734	115/1/60	20amps	10	38	1/3 HP	3
TD64-GT	C83T-5SC	RVS 3M	44.00"	63.74"	44.33"	800	115/1/60	20amps	11	38	1/2 HP	N/A
TD64-1300	C83T-5SC	RVS 3M	53.75"	63.74"	44.33"	844	115/1/60	20amps	11	38	1/2 HP	2
TD64-1500	C83T-5SC	RVS3M	59.00"	63.74"	44.33"	888	115/1/60	20amps	11	38	1/2 HP	3
TD85-GT	C83T-7SC	RVS 4M	44.00"	84.41"	44.33"	954	115/1/60	20amps	12	38	3/4 HP	N/A
TD85-1300	C83T-7SC	RVS 4M	53.75"	84.41"	44.33"	998	115/1/60	20amps	12	38	3/4 HP	2
TD85-1500	C83T-7SC	RVS 4M	59.00"	84.41"	44.33"	1042	115/1/60	20amps	12	38	3/4 HP	3

\*Case lengths are specified with standard end panels




PLAN & REAR VIEW



SIDE VIEW

### LISTINGS:



### ELECTRICAL CONNECTION:

Display cases are shipped with applicable junction box for hardwired installation  
 Options exist for several NEMA configurations  
 Plug and/or receptacle configurations are at the discretion of the electrical installer

### NOTE:

Required ambient conditions: 75°F; 55% RH  
 Drawing and Specifications are subject to change without notice

CLABO North America, LLC  
 33300 Central Avenue  
 Union City, CA 94587 USA  
 PH 800.672.2784  
 FAX 510.441.0401  
<http://www.otl-usa.com>