

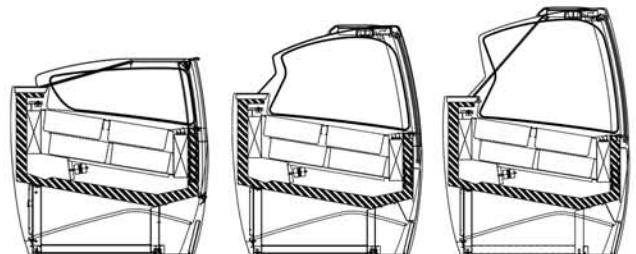
TRILOGY

GELATO SHOWCASE

TG43-GT
TG43-1300
TG43-1500

TG64-GT
TG64-1300
TG64-1500

TG85-GT
TG85-1300
TG85-1500



BID SPECIFICATIONS

STANDARD

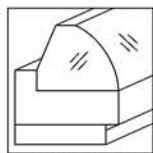
- * TEMPERED, DOUBLE PANE HEATED GLASS ON FRONT AND SIDES
- * RESERVE PAN STORAGE
- * GALVANIZED STEEL CHASSIS CONSTRUCTION
- * INSULATED WITH DENSE NON-CFC ECOLOGIC POLYURETHANE FOAM
- * BACK & INSIDE STRUCTURE MADE OF HIGH GLOSS 304 STAINLESS STEEL
- * DIGITAL DIAGNOSTIC CONTROL SYSTEM WITH PROGRAMMABLE DEFROSTING
- * REAR PLEXIGLASS SLIDING DOORS
- * AIR-COOLED CONDENSING UNIT
- * UNIQUE FAN ASSISTED AIRFLOW DESIGN
- * INCLINE DISPLAY
- * SILVER ANODIZED ALUMINUM TRIM

- * HYDRAULIC LIFT UP FRONT GLASS ON 1300 & 1500 MODELS
- * HYDRAULIC TILT BACK ON GT MODELS
- * ONE COMPRESSOR ON G6 & G9 MODEL
- * TWO COMPRESSOR ON G12 MODEL
- * STAINLESS STEEL WORK SURFACE
- * REMOVABLE STAINLESS STEEL DECK
- * MULTIPLEXING CAPABILITY WITH PASTRY, DELI CHOCOLATE AND HOT CASE APPLICATIONS
- * DISPLAY CASE(S) TO BE SHIPPED FULLY ASSEMBLED
- * DISPLAY CASE(S) HAVE INTERGRATED ELECTRONIC TIME AND TEMPERATURE CONTROLLER(S) WITH HOT GAS DEFROST STANDARD ON GELATO MODELS
- * THE STANADRD LIMITED WARRANTY INCLUDES:
5 YEAR COMPRESSOR; 1 YEAR PARTS; 90 DAYS LABOR
- * DISPLAY CASE(S) TO BE LABORATORY CERTIFIED AS DESCRIBED

OPTIONAL

- * CASTERS
- * GRANITE WORK SURFACE (OPERATOR SIDE)
- * CHAMPAGNE ANODIZED ALUMINUM TRIM
- * REMOTE CONDENSING UNIT
- * ROLL DOWN CURTAIN
- * DECORATIVE SIDE PANELS

- * STAINLESS STEEL TEMPLATE TO ACCOMODATE 2.5 GALLON OR 3 GALLON ROUND ICE CREAM TUBS
- * PANS NOT INCLUDED




STANDARD END PANEL



DECORATIVE END PANEL (OPTIONAL)

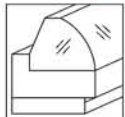
- * SIDE & FRONT PANELS PAINTED IN A GLOSSY FINISH (CASE SHIP IN BUFF WHITE PRIMER)



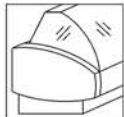
Trilogy Gelato / Ice Cream Case Technical Specifications

Updated Model no.	Old Model No.	Factory Code	Case Height	Case Length	Case Depth	Crated Weight (lb)	Line Voltage	Breaker Size	Amp Draw	BTU		Pan Capacity		
										-20° Evap Temp (R404a)	Working Temp F	5 Liter	12 Liter	Comp. HP
TG43-GT	C83FT-100SC	G6	44.00"	43.08"	44.33"	690	220/1/60	20amps	9	3069	-10 to +10	12	8	1 1/2 HP
TG43-1300	C83FT-100SC	G6	53.75"	43.08"	44.33"	690	220/1/60	20amps	9	3069	-10 to +10	12	8	1 1/2 HP
TG43-1500	C83FT-100SC	G6	59.00"	43.08"	44.33"	734	220/1/60	20amps	9	3069	-10 to +10	12	8	1 1/2 HP
TG64-GT	C83FT-150SC	G9	44.00"	63.74"	44.33"	844	220/1/60	20amps	10	6138	-10 to +10	18	12	2 HP
TG64-1300	C83FT-150SC	G9	53.75"	63.74"	44.33"	844	220/1/60	20amps	10	6138	-10 to +10	18	12	2 HP
TG64-1500	C83FT-150SC	G9	59.00"	63.74"	44.33"	888	220/1/60	20amps	10	6138	-10 to +10	18	12	2 HP
TG85-GT	C83FT-200SC	G12	44.00"	84.41"	44.33"	998	220/1/60	30amps	14	7850	-10 to +10	24	16	2x1 HP
TG85-1300	C83FT-200SC	G12	53.75"	84.41"	44.33"	998	220/1/60	30amps	14	7850	-10 to +10	24	16	2X1 HP
TG85-1500	C83FT-200SC	G12	59.00"	84.41"	44.33"	1042	220/1/60	30amps	14	7850	-10 to +10	24	16	2X1 HP

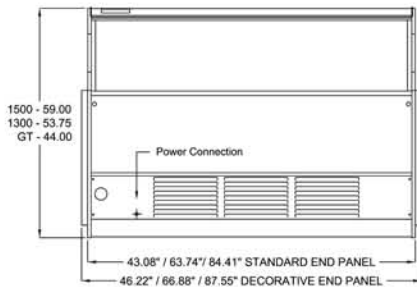
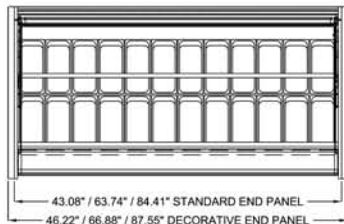
* Case lengths are specified with standard end panels



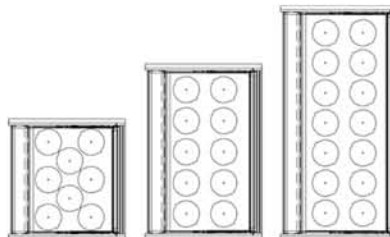
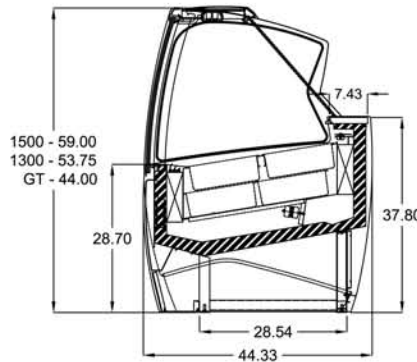
STANDARD END PANEL



DECORATIVE END PANEL (OPTIONAL)



PLAN & REAR VIEW



SIDE VIEW & TUB LAYOUT

Factory Code	Pan Layout	Pan Size
G6		5 Liter
G6		12 Liter
G9		5 Liter
G9		12 Liter
G12		5 Liter
G12		12 Liter

LISTINGS:



ELECTRICAL CONNECTION:

Display cases are shipped with applicable junction box for hardwired installation
Options exist for several NEMA configurations
Plug and/or receptacle configurations are at the discretion of the electrical installer

NOTE:

Required ambient conditions: 75°F; 55% RH
Drawing and Specifications are subject to change without notice

CLABO North America, LLC
33300 Central Avenue
Union City, CA 94587 USA
PH 800.672.2784
FAX 510.441.0401
<http://www.otl-usa.com>