

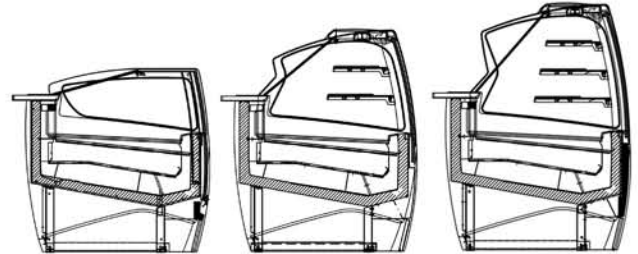
TRILOGY

NEUTRAL SHOWCASE

TN43-GT
TN43-1300
TN43-1500

TN64-GT
TN64-1300
TN64-1500

TN85-GT
TN85-1300
TN85-1500



BID SPECIFICATIONS

STANDARD

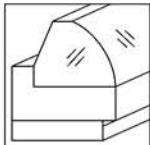
- * DUAL PANE TEMPERED GLASS FRONT AND SIDES
- * HYDRAULIC LIFT UP FRONT GLASS ON 1300 & 1500 MODELS
- * TILT BACK FRONT GLASS ON GT MODEL
- * STAINLESS STEEL INTERIOR AND EXTERIOR BACK
- * REAR PLEXIGLASS DOORS
- * SILVER ANODIZED ALUMINUM TRIM
- * STAINLESS STEEL WORK SURFACE
- * 2 SHELVES ON 53.75" HIGH MODEL; 3 SHELVES ON 59" HIGH MODEL
- * MULTIPLEXING CAPABILITY WITH GELATO, PASTRY, DELI, CHOCOLATE AND HOT CASE APPLICATIONS

- * DISPLAY CASE(S) TO BE SHIPPED FULLY ASSEMBLED
- * THE STANDARD LIMITED WARRANTY INCLUDES:
1 YEAR PARTS; 90 DAYS LABOR
- * DISPLAY CASE(S) TO BE LABORATORY CERTIFIED AS DESCRIBED

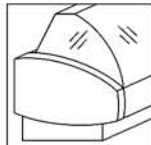
OPTIONAL

- * CASTERS
- * GRANITE WORK SURFACE (OPERATOR SIDE)
- * CHAMPAGNE ANODIZED ALUMINUM TRIM
- * DECORATIVE SIDE PANELS

- * SIDE & FRONT PANELS PAINTED IN A GLOSSY FINISH (CASE SHIP IN BUFF WHITE PRIMER)



STANDARD END PANEL



DECORATIVE END PANEL (OPTIONAL)

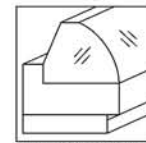
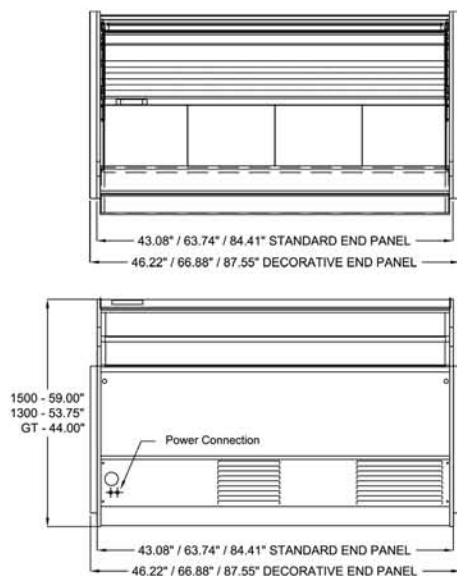


Trilogy Neutral Case Technical Specifications

No Heat, No Cooling

Updated Model no.	Old Model No.	Factory Code	Case Height	Case Length	Case Depth	Crated Weight	Line Voltage	Breaker Size	Amp Draw	Working Temp	Shelves
TN43-GT	C87T-3N	NS 2M	44.00"	43.08"	44.33"	624 lbs	115/1/60	20amps	2	Ambient	N/A
TN43-1300	C87T-3N	NS 2M	53.75"	43.08"	44.33"	654 lbs	115/1/60	20amps	2	Ambient	2
TN43-1500	C87T-3N	NS 2M	59.00"	43.08"	44.33"	674 lbs	115/1/60	20amps	2	Ambient	3
TN64-GT	C87T-5N	NS 3M	44.00"	63.74"	44.33"	734 lbs	115/1/60	20amps	3	Ambient	N/A
TN64-1300	C87T-5N	NS 3M	53.75"	63.74"	44.33"	784 lbs	115/1/60	20amps	3	Ambient	2
TN64-1500	C87T-5N	NS 3M	59.00"	63.74"	44.33"	824 lbs	115/1/60	20amps	3	Ambient	3
TN85-GT	C87T-5N	NS4M	44.00"	84.41"	44.33"	784 lbs	115/1/60	20amps	4	Ambient	N/A
TN85-1300	C87T-5N	NS4M	53.75"	84.41"	44.33"	824 lbs	115/1/60	20amps	4	Ambient	2
TN85-1500	C87T-5N	NS 4M	59.00"	84.41"	44.33"	874 lbs	115/1/60	20amps	4	Ambient	3

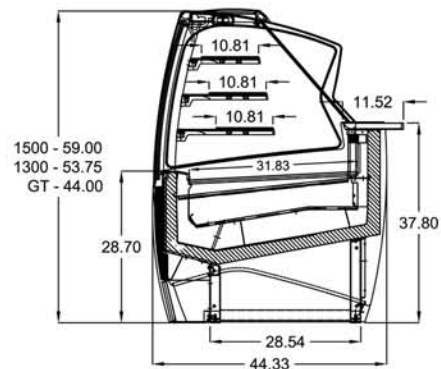
* Case lengths are specified with standard end panels



STANDARD END PANEL




DECORATIVE END PANEL (OPTIONAL)



PLAN & REAR VIEW

SIDE VIEW

LISTINGS:



ELECTRICAL CONNECTION:

Display cases are shipped with applicable junction box for hardwired installation
Options exist for several NEMA configurations
Plug and/or receptacle configurations are at the discretion of the electrical installer

NOTE:

Required ambient conditions: 75°F; 55% RH
Drawing and Specifications are subject to change without notice

CLABO North America, LLC
33300 Central Avenue
Union City, CA 94587 USA
PH 800.672.2784
FAX 510.441.0401
<http://www.otl-usa.com>