

TP44 TP65 TP85 TPA45



BID SPECIFICATIONS

S
T
A
N
D
A
R
D

- * AIR-COOLED CONDENSING UNIT SELF CONTAINED
- * UNIQUE FAN ASSISTED AIRFLOW DESIGN
- * GALVANIZED STEEL CHASSIS CONSTRUCTION
- * INSULATED WITH DENSE NON-CFC ECOLOGIC POLYURETHANE FOAM
- * INSIDE STRUCTURE MADE OF HIGH GLOSS 304 STAINLESS STEEL
- * ALL TEMPERED, DOUBLE PANE GLASS FRONT AND SIDES
- * TILT BACK FRONT GLASS
- * REFRIGERATED DECK, NON-REFRIGERATED SHELVES

- * DIGITAL DIAGNOSTIC CONTROL SYSTEM WITH PROGRAMMABLE DEFROST
- * REAR PLEXIGLASS SLIDING DOORS
- * STAINLESS STEEL WORK SURFACE
- * SILVER ANODIZED ALUMINUM TRIM
- * MULTIPLEXING CAPABILITY WITH GELATO, PASTRY, DELI, CHOCOLATE AND HOT CASE APPLICATIONS
- * DISPLAY CASE(S) TO BE SHIPPED FULLY ASSEMBLED
- * THE STANDARD LIMITED WARRANTY INCLUDES:
5 YEAR COMPRESSOR; 1 YEAR PARTS; 90 DAYS LABOR
- * DISPLAY CASE(S) TO BE LABORATORY CERTIFIED AS DESCRIBED

O
P
T
I
O
N
A
L

- * CASTERS
- * GRANITE WORK SURFACE (OPERATOR SIDE)
- * REMOTE CONDENSING UNIT
- * REAR AIR INTAKE AND DISCHARGE

- * SIDE & FRONT PANELS PAINTED IN A GLOSSY FINISH (CASE SHIPS WITH MATTE WHITE FINISH)



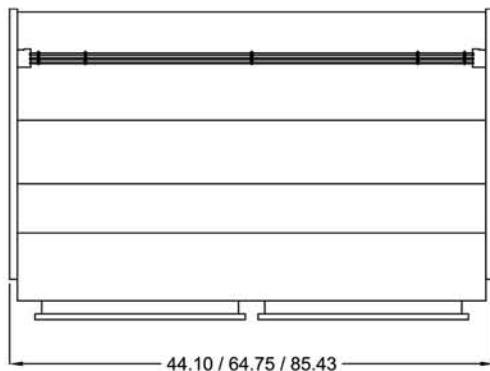
Ventura XP II Tecnica Pastry Case Technical Specifications

Same as Deli Refrigerated Case. but includes drawer

Model no.	Factory Code	Case Height	*Case Length	Case Depth	Crated Weight (lb)	Line Voltage	Breaker Size	Amp Draw	Working Temp F	Comp. HP	Shelves
TP44	RVC 2M	53.35"	44.10"	47.75"	590	115/1/60	20amps	10	38	1/2 HP	2
TP65	RVC 3M	53.35"	64.75"	47.75"	745	115/1/60	20amps	10	38	1/2 HP	2
TP85	RVC 4M	53.35"	85.43"	47.75"	950	115/1/60	20amps	10	38	3/4 HP	2
TPA45	RVC A45	53.35"	* A & B *	47.75"	565	115/1/60	20amps	10	38	1/2 HP	2

* Case length is the same with either decorative or flat end panels

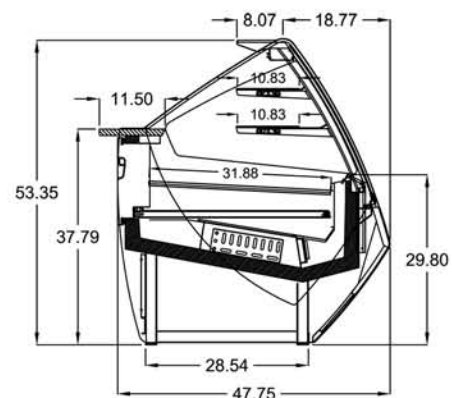
* Type of end panel to be specified at time of order



PLAN & REAR VIEW




A - Customer Side
TPA45 = 80.89"



B - Server Side
TPA45 = 44.65"

A45 & SIDE VIEW

LISTINGS:



ELECTRICAL CONNECTION

Display cases are shipped with applicable junction box for hardwired installation
Options exist for several NEMA configurations
Plug and/or receptacle configurations are at the discretion of the electrical installer

NOTE:

Required ambient conditions: 75°F; 55% RH
Drawing and Specifications are subject to change without notice

CLABO North America, LLC
33300 Central Avenue
Union City, CA 94587 USA
PH 800.672.2784
FAX 510.441.0401
<http://www.otl-usa.com>